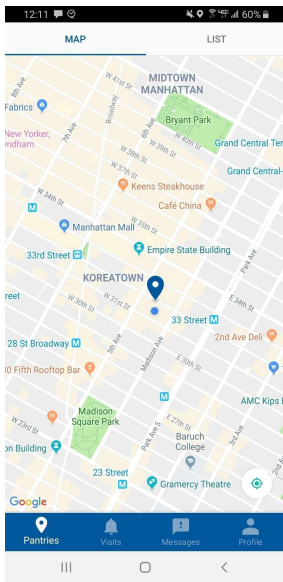


Client User Guide for Plentiful App

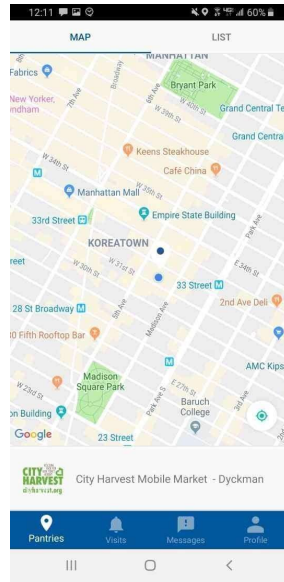
Free download, it's easy to get started:



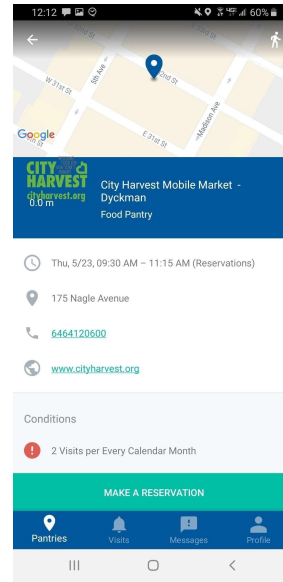
Find pantries through our Android App



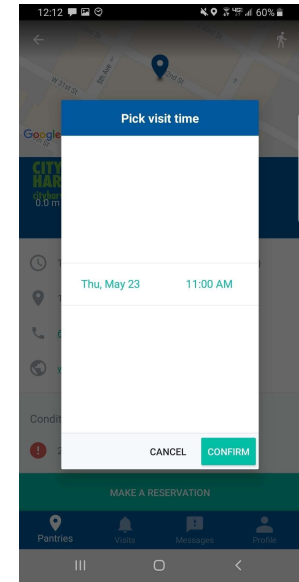
Find the pantry using the Map or List.



Click on the pantry you want to visit.



Click on the [Make A Reservation] button at the bottom.



Select the date and time to visit the food pantry.

Click [Confirm].

Find pantries through SMS/Messaging

Clients book Reservations by responding with ONLY the corresponding numbers.

Once Reservation is confirmed, DO NOT RESPOND! Responding will either cancel or change the reservation.

Get the app: <https://goo.gl/FNwQdr>

Or choose an option:

- 1) Make a reservation
- 2) View my reservations
- 3) Update notification preferences
- 4) Change language

Choose a pantry:

- 1) Child Lite, Brooklyn
- 2) La Jornada, FLUSHING
- 3) WSCAH, New York
- 4) MTR NY QNS, Jackson Heights
- 5) View more pantries
- 6) View pantries that do not take reservations

REPLY 'Menu' for more options



Plentiful